More or Less Picture Math

Compare two groups of pictures and circle which group has more - or which has less.

How to use

Count aloud together. Touch each picture once. Circle the answer. Short pages work best.

Adult guidance

Parent-guided counting. No writing required beyond circling.

Original Little Learners Path educational printable. Keep sessions short and playful. Celebrate effort, not perfection.

More or Less

Count - Compare - Circle

Which group has MORE?

Group A



Group B



Circle Group A or Group B above.

Parent tip: Count slowly together. If your child guesses, recount side by side.

Which group has MORE?

Group A



Group B



Circle Group A or Group B above.

Parent tip: Count slowly together. If your child guesses, recount side by side.

Do the groups have the SAME number? Circle YES or NO.

Group A



Group B



Circle one: YES they are the same NO they are different

Parent tip: Count slowly together. If your child guesses, recount side by side.

Which group has LESS?

Group A



Group B



Circle Group A or Group B above.

Parent tip: Count slowly together. If your child guesses, recount side by side.

Which group has MORE?

Group A



Group B



Circle Group A or Group B above.

Parent tip: Count slowly together. If your child guesses, recount side by side.

Which group has LESS?

Group A



Group B



Circle Group A or Group B above.

Parent tip: Count slowly together. If your child guesses, recount side by side.

Which group has MORE?

Group A



Group B



Circle Group A or Group B above.

Parent tip: Count slowly together. If your child guesses, recount side by side.

Do the groups have the SAME number? Circle YES or NO.

Group A



Group B



Circle one: YES they are the same NO they are different

Parent tip: Count slowly together. If your child guesses, recount side by side.

Circle the BIG shape in each pair.

