SAFETY SMARTS

Everyday Safety Learning Pack

Learning Safe Choices Every Day!



Little Learners Path

LEARN • PLAY • GROW | littlelearnerspath.com

I Can Make Safe Choices!

Some choices help keep me safe.

HOLD HANDS



Walk with a grown-up near roads.

PLAY SAFELY



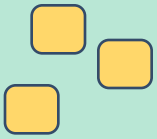

Play with toys in a clear space.

HOT STOVE



Stay away. Ask a grown-up.

ASK FOR HELP





A trusted grown-up can help.

LOOK & CIRCLE THE SAFE CHOICES

When I am not sure, I ask a grown-up.

Let's Be Safe at Home!

Some things at home are for grown-ups to handle.

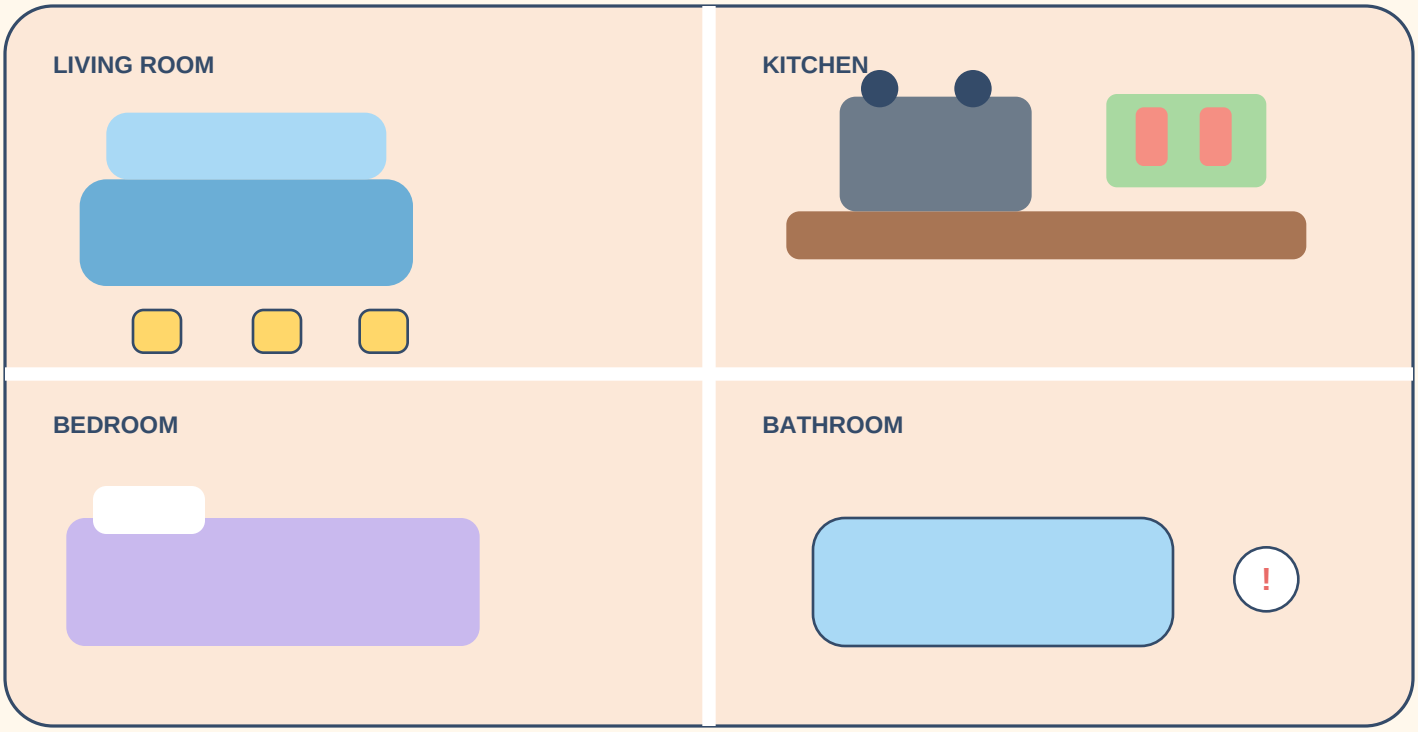

CIRCLE THINGS TO ASK A GROWN-UP ABOUT

- Hot stove ○
- Medicine ○
- Cleaning spray ○
- Sharp scissors ○
- Clear toy area ○
- Safe table time ○

Let's Stay Safe on the Road!

Young children cross roads with a responsible grown-up.



ROAD SAFETY RULES

- Walk with a grown-up near roads.
- Hold a grown-up's hand when crossing.
- Stop at the sidewalk before crossing.
- Use a crossing with your grown-up. Look and listen together.
- Never run into the road.

WHICH PICTURE SHOWS THE SAFER CHOICE?

A



Holding hands at a crossing

B



Going toward road alone

What Do Traffic Lights Mean?

Follow your grown-up and pedestrian signals every time.



STOP

Stop and wait.

WAIT

Wait and be ready.

GO

Go only when it is safe with your grown-up.

1. COLOR THE TRAFFIC LIGHT

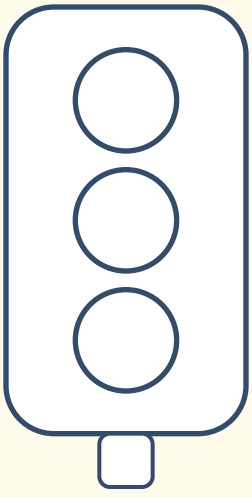

2. MATCH EACH COLOR TO ITS WORD

RED	----------	STOP
YELLOW	----------	WAIT
GREEN	----------	GO

A green light does not mean cross alone. Check with your grown-up.

Safe Rides Every Time!

Ask a grown-up to buckle you in safely.



I ride in the back seat and buckle up!

SAFE RIDE RULES

- Ride in the back seat.
- Use the right car seat or booster for your size.
- Buckle up every ride. Let a grown-up check your belt.
- Stay with your grown-up in parking areas.

WHICH CHILD IS READY FOR A SAFE RIDE?



BUCKLED IN A CAR SEAT



STANDING IN THE CAR



NOT BUCKLED

Let's Play Safely!

Play, take turns, and tell a grown-up about problems.



PLAYGROUND SMARTS

- Take turns and wait for your turn on the slide.
- Use playground equipment the right way.
- Keep space around moving swings.
- Wear shoes that stay on your feet.
- Tell a grown-up if something is broken or you get hurt.

CIRCLE THE SAFE PLAYGROUND CHOICES

- ◯ WAITING IN LINE
- ◯ PUSHING A FRIEND
- ◯ SLIDING FEET FIRST
- ◯ STANDING BY A MOVING SWING

Fire Safety: Stay Away and Get Help!

Adults handle fire emergencies. You can tell a grown-up.

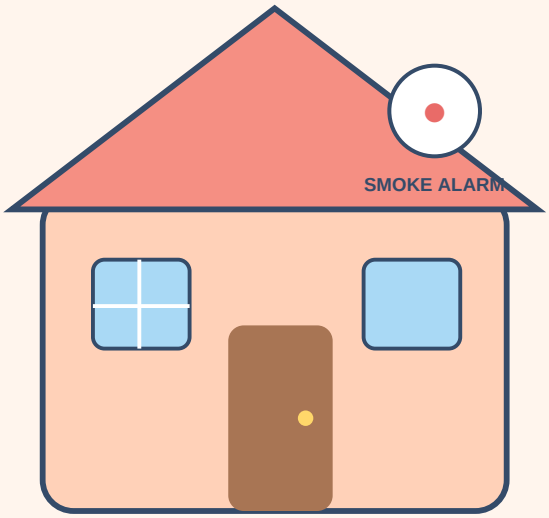

MEETING PLACE



FIRE SAFETY RULES

- Never play with matches or lighters.
- Stay away from candles, stoves, and fire.
- Tell a grown-up if you see fire or smoke.
- Leave with a grown-up. Never hide or go back inside.

CIRCLE THE SAFE CHOICES

- ◯ TELL AN ADULT ABOUT SMOKE
- ◯ STAY AWAY FROM MATCHES
- ◯ PLAY WITH A LIGHTER
- ◯ HIDE UNDER A BED

Stay Safe Around Electricity and Water!

Electricity and water can be dangerous.

ELECTRICAL SAFETY

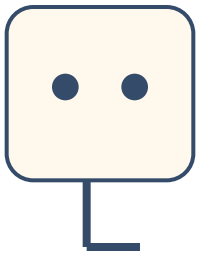

- Never put fingers or objects in outlets.
- Stay away from damaged cords.
- Keep electrical devices away from water.
- Ask a grown-up about broken things.

WATER SAFETY



- A grown-up must watch you near water.
- Never go near pools or ponds alone.
- Stay away from drains and unknown water.
- Keep wet hands away from electrical devices.

FIND THE SAFE CHOICES

- ◯ WITH A GROWN-UP BY THE POOL
- ◯ REACHING INTO AN OUTLET
- ◯ ADULT KEEPS ELECTRONICS DRY
- ◯ PLAYING BY WATER ALONE

Who Can Help Me?

Your family helps you choose your trusted adults.

Trusted adults are grown-ups your family has chosen to help care for you and keep you safe.



PARENT OR CAREGIVER



TEACHER



GRANDPARENT



SCHOOL STAFF

REMEMBER

- Stay with your caregiver in public places.
- Ask your trusted adult before going anywhere.
- If you feel lost, seek help from a safe grown-up.

CIRCLE THE PEOPLE YOUR FAMILY SAYS YOU CAN ASK

People are not safe or unsafe just because of how they look.

My Body Belongs to Me!

I can speak up and tell a trusted grown-up.

I CAN SAY NO



A GROWN-UP LISTENS



I CAN TELL



MY BODY, MY SPACE, MY VOICE

- My body belongs to me.
- I can say NO to a hug or touch I do not want.
- I can move away if I feel uncomfortable.
- I can tell a trusted grown-up until someone helps.
- I do not have to keep an uncomfortable touch a secret.

WHICH CHOICE HELPS YOU FEEL SAFE?

◯ SAY NO TO AN UNWANTED HUG

◯ TELL A TRUSTED ADULT

◯ KEEP AN UNCOMFORTABLE SECRET

You are never to blame. Grown-ups are responsible for helping keep children safe.

I Can Ask for Help!

It is always okay to ask for help.

I FEEL LOST



I am lost.

SAY:

I AM HURT



Can you help me?

SAY:

I SEE SOMETHING UNSAFE



I need a grown-up.

SAY:

I FEEL SCARED



I don't feel safe.

SAY:

MATCH THE SITUATION TO WORDS YOU CAN USE

Lost	----------	I am lost.
Hurt	----------	Can you help me?
Unsafe thing	----------	I need a grown-up.
Scared	----------	I don't feel safe.

Can You Spot the Safer Choice?

Put a check by safer choices. Put an X by choices to avoid.



Wearing a seat belt

✓ / X



Holding an adult's hand near a road

✓ / X



Touching a hot stove

✓ / X



Playing with matches

✓ / X



Asking a teacher for help

✓ / X



Running near a swimming pool

✓ / X



Waiting for a playground turn

✓ / X



Putting fingers in an outlet

✓ / X

LITTLE LEARNERS PATH

I AM A SAFETY SMART!

I Learn to Make Safer Choices!





This certificate belongs to:

_____

Date: _____

I learned about:

Home safety • Road safety • Playground safety

Fire safety • Trusted adults • Asking for help

Great job learning about everyday safety!

Learn • Play • Grow

littlelearnerspath.com