Alphabet Coloring Pages A to Z

Twenty-six calm coloring pages - one letter per page - with a simple picture word to name together.

How to use

Color the big letter and picture outline. Say the letter name and the word. Keep each page short and playful.

Adult guidance

Parent-guided for younger toddlers. Provide crayons or washable markers and sit nearby.

Original Little Learners Path educational printable. Keep sessions short and playful. Celebrate effort, not perfection.

A is for Apple





Child: Color the letter A and the picture. Parent: Say 'A is for Apple.'

B is for Ball

B

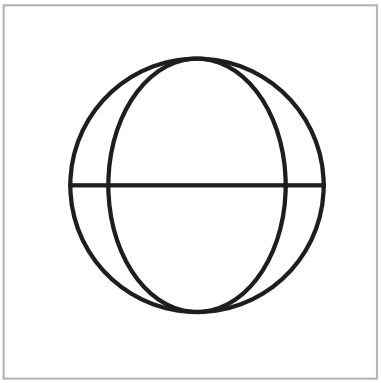

Child: Color the letter B and the picture. Parent: Say 'B is for Ball.'

C is for Cat

C



Child: Color the letter C and the picture. Parent: Say 'C is for Cat.'

D is for Dog

D



Child: Color the letter D and the picture. Parent: Say 'D is for Dog.'

E is for Egg

E



Child: Color the letter E and the picture. Parent: Say 'E is for Egg.'

F is for Fish

F

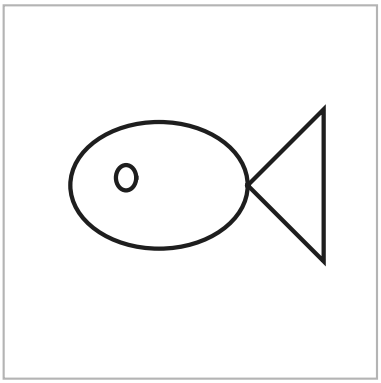

Child: Color the letter F and the picture. Parent: Say 'F is for Fish.'

G is for Grape

G

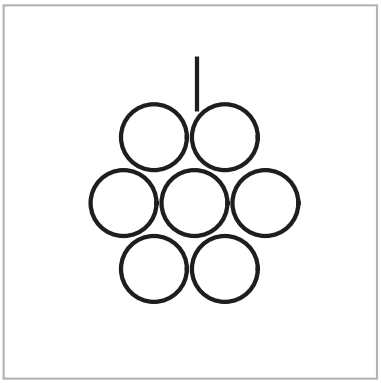

Child: Color the letter G and the picture. Parent: Say 'G is for Grape.'

H is for Hat

H

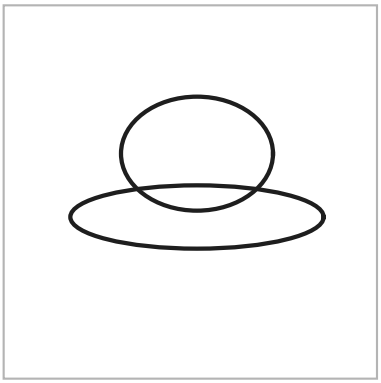

Child: Color the letter H and the picture. Parent: Say 'H is for Hat.'

I is for Igloo

I

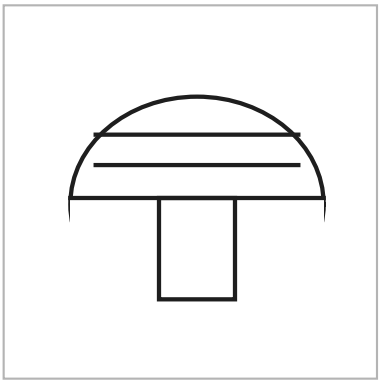

Child: Color the letter I and the picture. Parent: Say 'I is for Igloo.'

J is for Jam

J

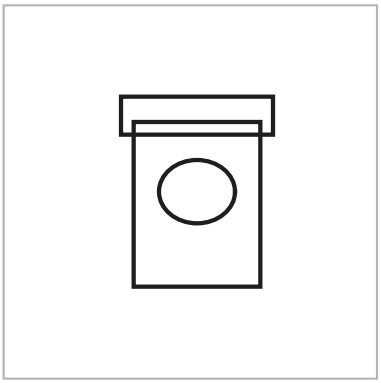

Child: Color the letter J and the picture. Parent: Say 'J is for Jam.'

K is for Kite

K

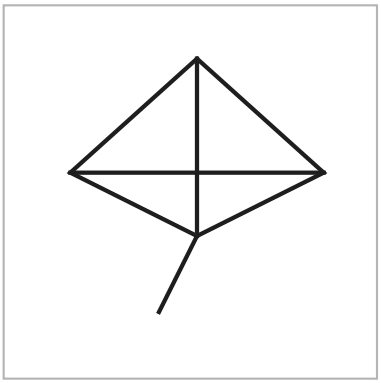

Child: Color the letter K and the picture. Parent: Say 'K is for Kite.'

L is for Leaf



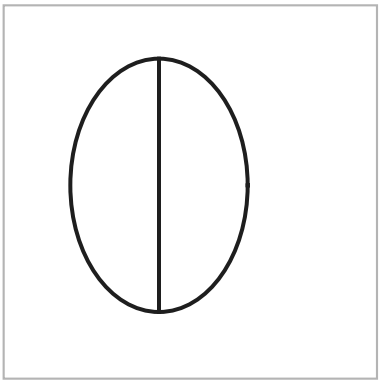

Child: Color the letter L and the picture. Parent: Say 'L is for Leaf.'

M is for Moon

M

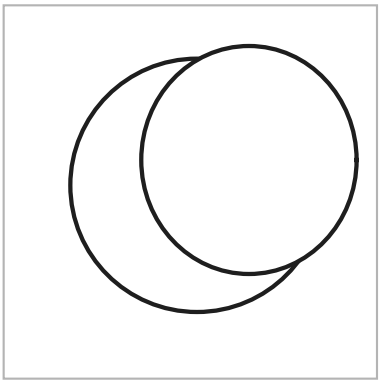

Child: Color the letter M and the picture. Parent: Say 'M is for Moon.'

N is for Nest

N



Child: Color the letter N and the picture. Parent: Say 'N is for Nest.'

O is for Orange

O

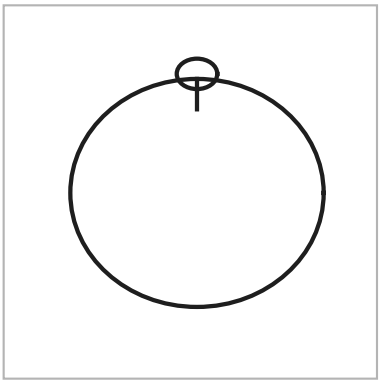

Child: Color the letter O and the picture. Parent: Say 'O is for Orange.'

P is for Pig

P



Child: Color the letter P and the picture. Parent: Say 'P is for Pig.'

Q is for Queen

Q



Child: Color the letter Q and the picture. Parent: Say 'Q is for Queen.'

R is for Rain

R

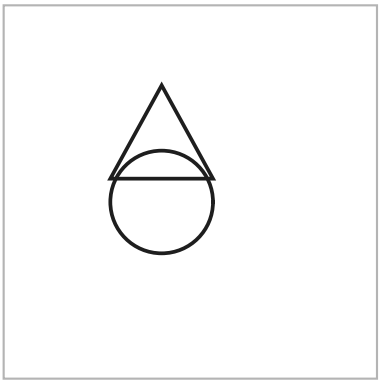

Child: Color the letter R and the picture. Parent: Say 'R is for Rain.'

S is for Sun

S



Child: Color the letter S and the picture. Parent: Say 'S is for Sun.'

T is for Tree





Child: Color the letter T and the picture. Parent: Say 'T is for Tree.'

U is for Umbrella

U

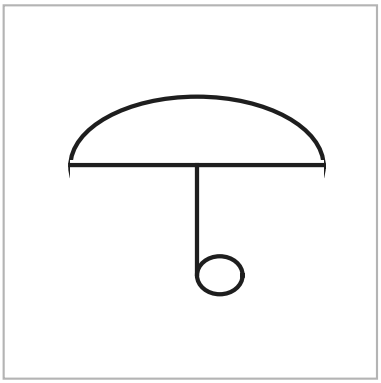

Child: Color the letter U and the picture. Parent: Say 'U is for Umbrella.'

V is for Van

V



Child: Color the letter V and the picture. Parent: Say 'V is for Van.'

W is for Whale

W

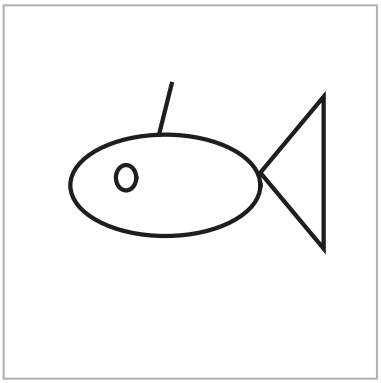

Child: Color the letter W and the picture. Parent: Say 'W is for Whale.'

X is for Xylophone

X

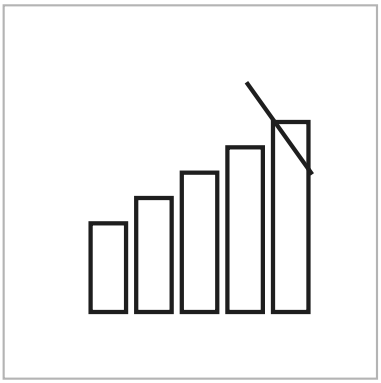

Child: Color the letter X and the picture. Parent: Say 'X is for Xylophone.'

Y is for Yarn

Y



Child: Color the letter Y and the picture. Parent: Say 'Y is for Yarn.'

Z is for Zebra

Z



Child: Color the letter Z and the picture. Parent: Say 'Z is for Zebra.'